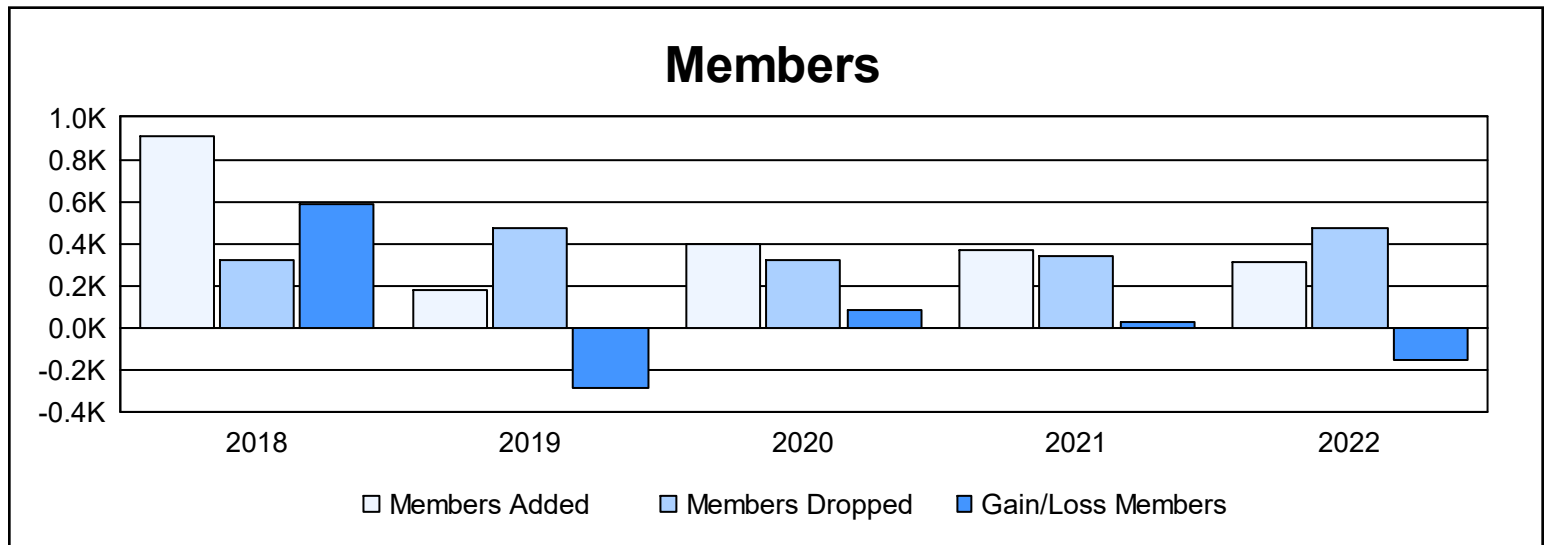
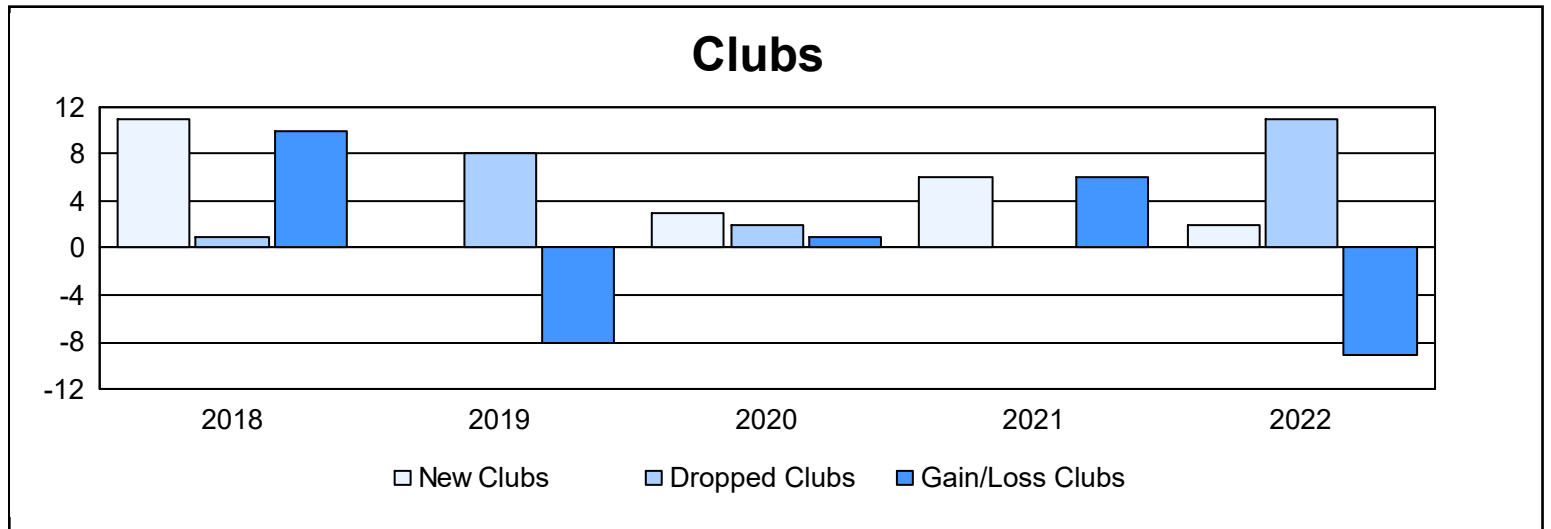
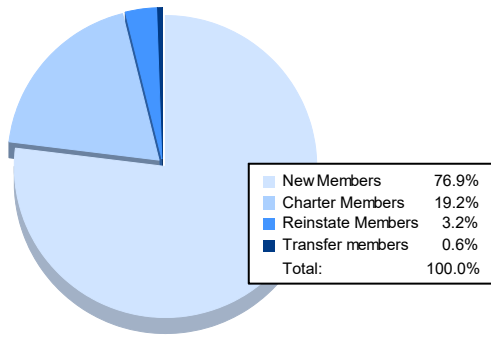


Year	New Clubs	Dropped Clubs	Gain/ Loss Clubs	New Members	Charter Members	Reinstate Members	Transfer Members	Total Member Added	Total Members Dropped	Gain/ Loss Members
2017-2018	11	1	10	613	274	16	3	906	317	589
2018-2019	0	8	-8	140	26	13	2	181	470	-289
2019-2020	3	2	1	224	80	94	2	400	316	84
2020-2021	6	0	6	190	137	43	2	372	342	30
2021-2022	2	11	-9	240	60	10	2	312	470	-158
<b>Average</b>	<b>4</b>	<b>4</b>	<b>0</b>	<b>281</b>	<b>115</b>	<b>35</b>	<b>2</b>	<b>434</b>	<b>383</b>	<b>51</b>



### Membership Composition June 2022 Cumulative



### Gender Composition June 2022 Cumulative

